

# TRANS-NZOIA COUNTY

**To understand voter preferences in Trans Nzoia County,  
Mizani Africa conducted an Opinion Survey between  
5th Jan, 2022 to 12th Jan, 2022 across 5 Constituences.**



# METHODOLOGY

**Duration** 5th Jan 2022 - 12th January 2022

**Sample Size** 1,250 Trans Nzoia County

**Sampling** Random Sampling distributed proportionate to population size across 5 constituencies in Trans Nzoia County

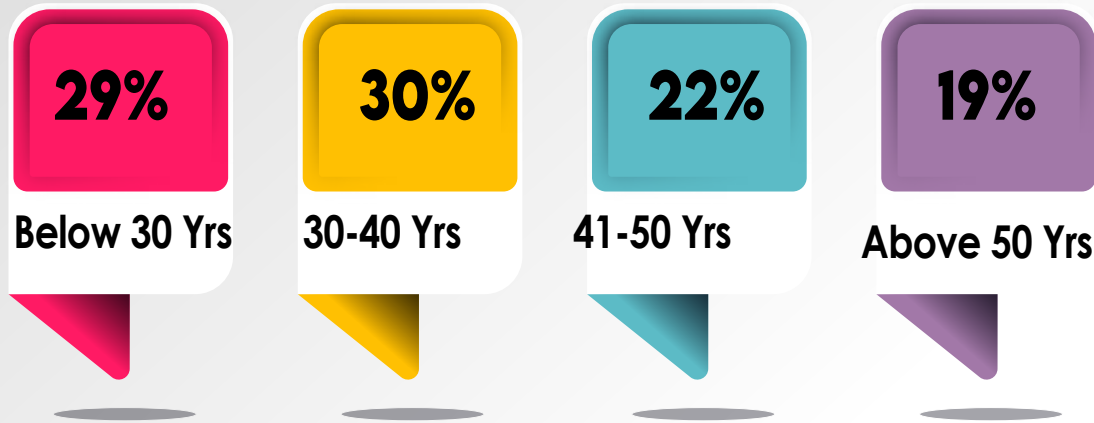
**Population** Trans Nzoia County adults of 18 years & above living in rural & urban areas.

**Data Collection** Face-face interviews at the household level

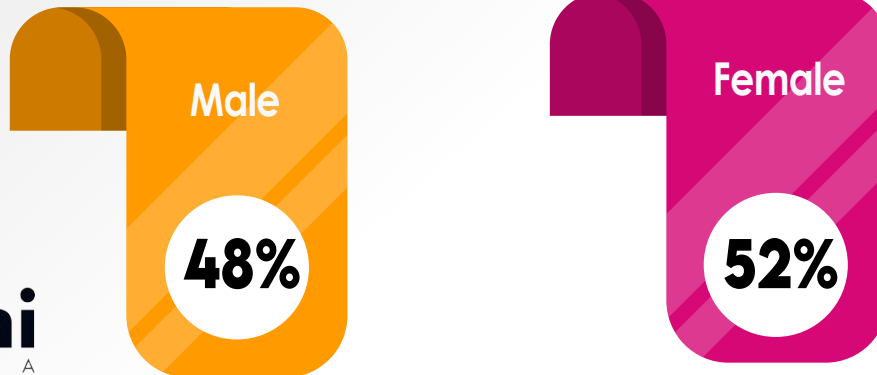
**Margin of Error/  
Confidence Level** +/- 3 with a confidence level of 95%

# DEMOGRAPHIC SPLIT

Age



Gender



# GUBERNATORIAL RACE

## Comparative Analysis of Possible Aspirants

Voters were asked whom they would vote for as their Governor if the election were held today.



**CHRIS WAMALWA**

01

**39.1%**



**GEORGE NATEMBEYA**

02

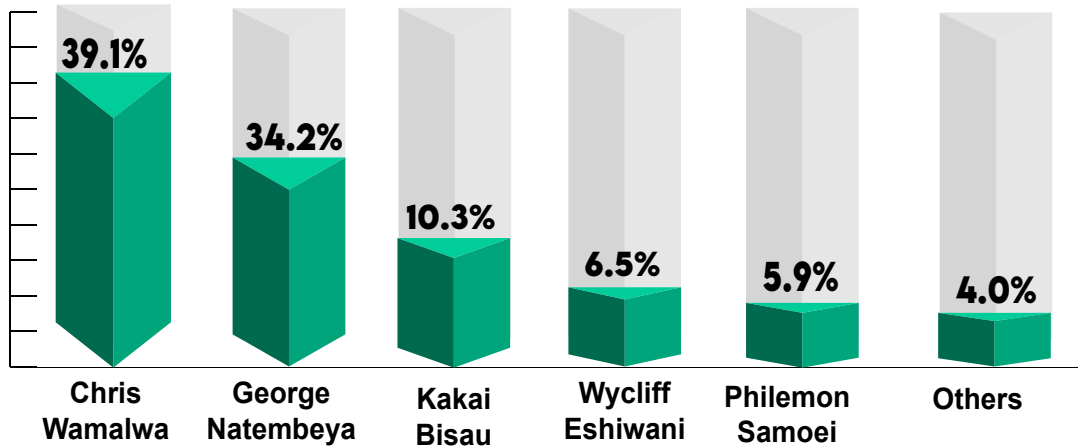
**34.2%**



**KAKAI BISAU**

03

**10.3%**



# SENATORIAL RACE

## Comparative Analysis of Possible Aspirants

Voters were asked whom they would vote for as their Senator if the election were held today.



ALLAN CHESANG'

01

38.7%



MICHAEL MBITO

02

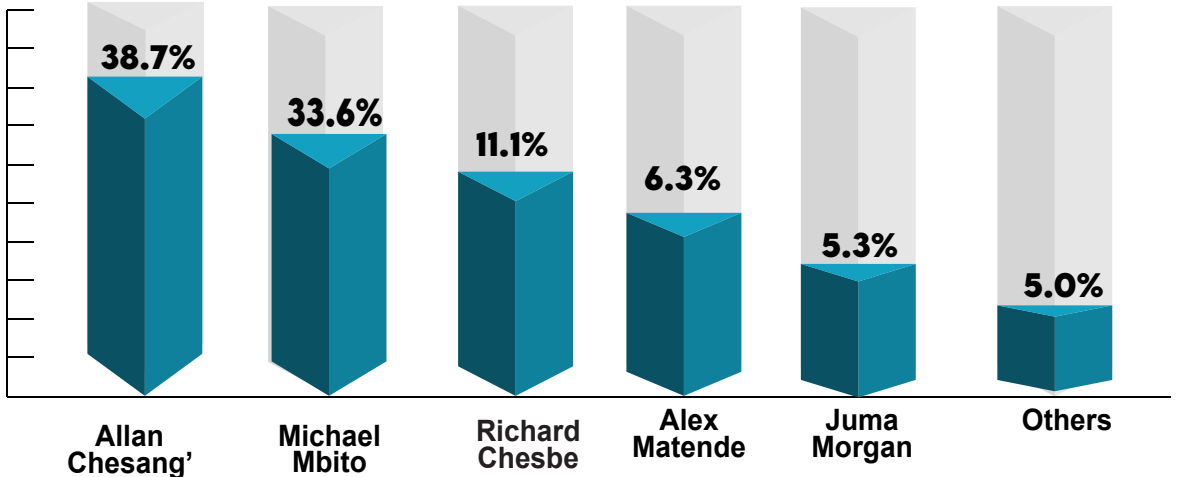
33.6%



RICHARD CHESEBE

03

11.1%



# WOMEN REP. RACE

## Comparative Analysis of Possible Aspirants

Voters were asked whom they would vote for as their Women Rep. if the election were held today.



SUSAN WAFULA

01

36.1%



JANET WANYAMA

02

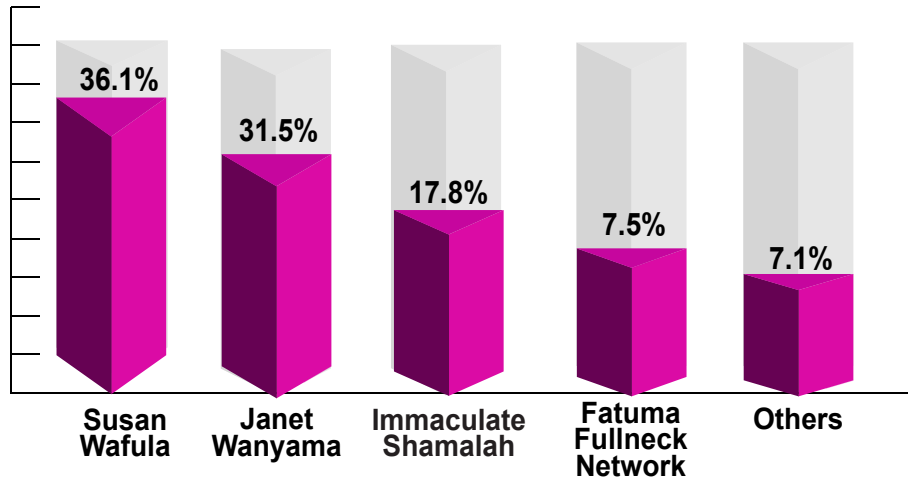
31.5%



IMMACULATE SHAMALAH

03

17.8%



## PARLIAMENTARIAN RACE

### Comparative Analysis of Possible Aspirants

Voters were asked whom they would vote for as their Member of Parliament if the election were held today.

## SABOTI CONSTITUENCY



23.1%

CALEB HAMISI

10.3%

MICHAEL MBITO

17.7%

JOHN MENGWA

8.3%

PHANICE KHATUNDI

15.5%

RONALD MBITA

6.8%

WYCLIFF CHEPTANG'AT

12.3%

LAZARUS WAFULA

6.0%

JOSEPH PEPELA

## PARLIAMENTARIAN RACE

### Comparative Analysis of Possible Aspirants

Voters were asked whom they would vote for as their Member of Parliament if the election were held today.

## CHERANGANY CONSTITUENCY



**40.2%** JUSHUA KUTUNY

**3.3%** STANLEY BUNGEI

**39.1%** WESSLEY KIPCHUMBA

**2.2%** BENSON WEKESA

**8.7%** JULIUS TUNDURIA

**2.2%** OTHERS

**4.3%** ISAAC LIMO



## PARLIAMENTARIAN RACE

### Comparative Analysis of Possible Aspirants

Voters were asked whom they would vote for as their Member of Parliament if the election were held today.

## KIMININI CONSTITUENCY



**33.3%** COSMAS NABONGOLO

**15.3%** JULIUS MBAGAYA

**14.4%** DAVID KISAKA

**10.3%** COLLINS BARASA

**8.7%** ANTHONY NYONGESA

**7.2%** LEON MBATIA

**4.9%** ELIUD MALOSH

**3.8%** GODWIN MASIBO

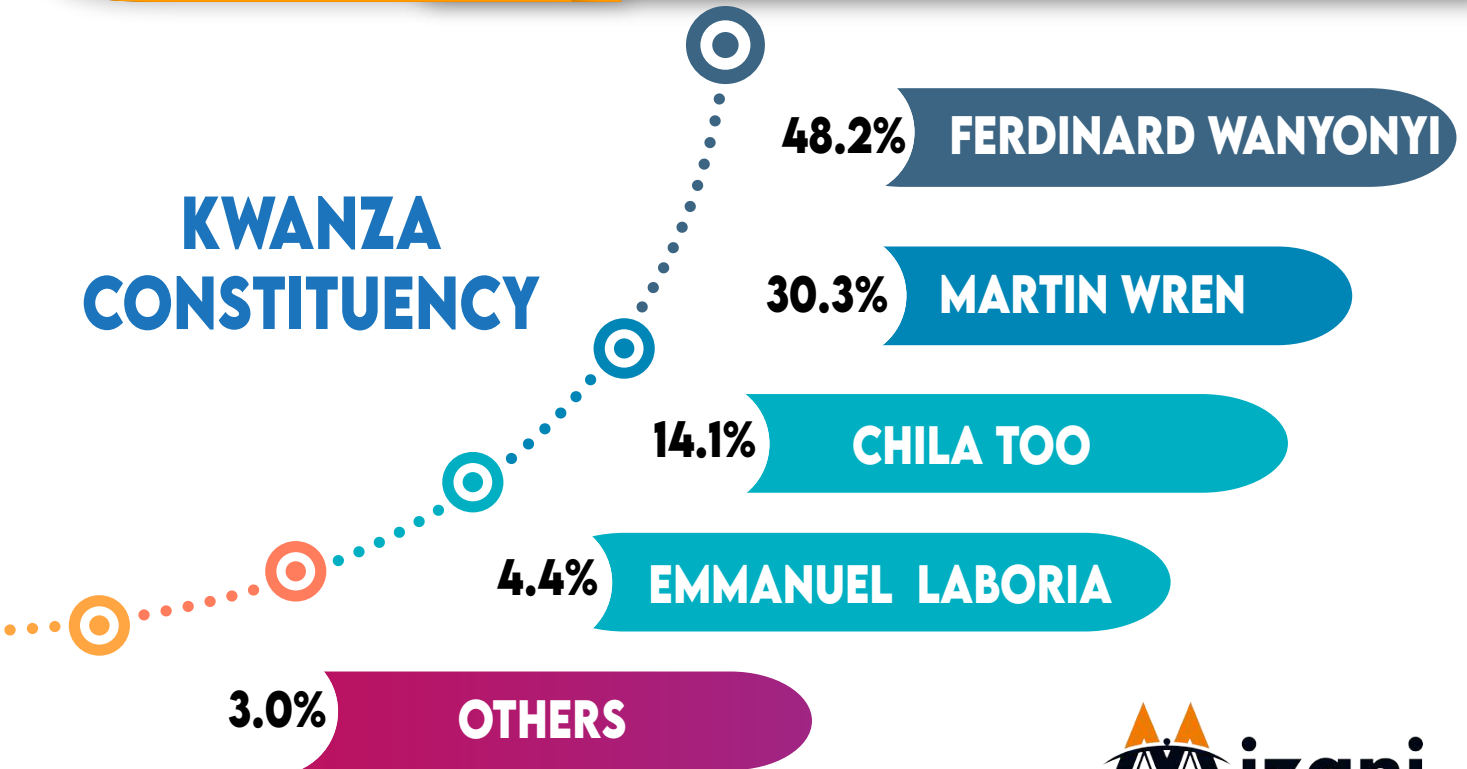
**2.9%** MARTIN MANYONGE

## PARLIAMENTARIAN RACE

### Comparative Analysis of Possible Aspirants

Voters were asked whom they would vote for as their Member of Parliament if the election were held today.

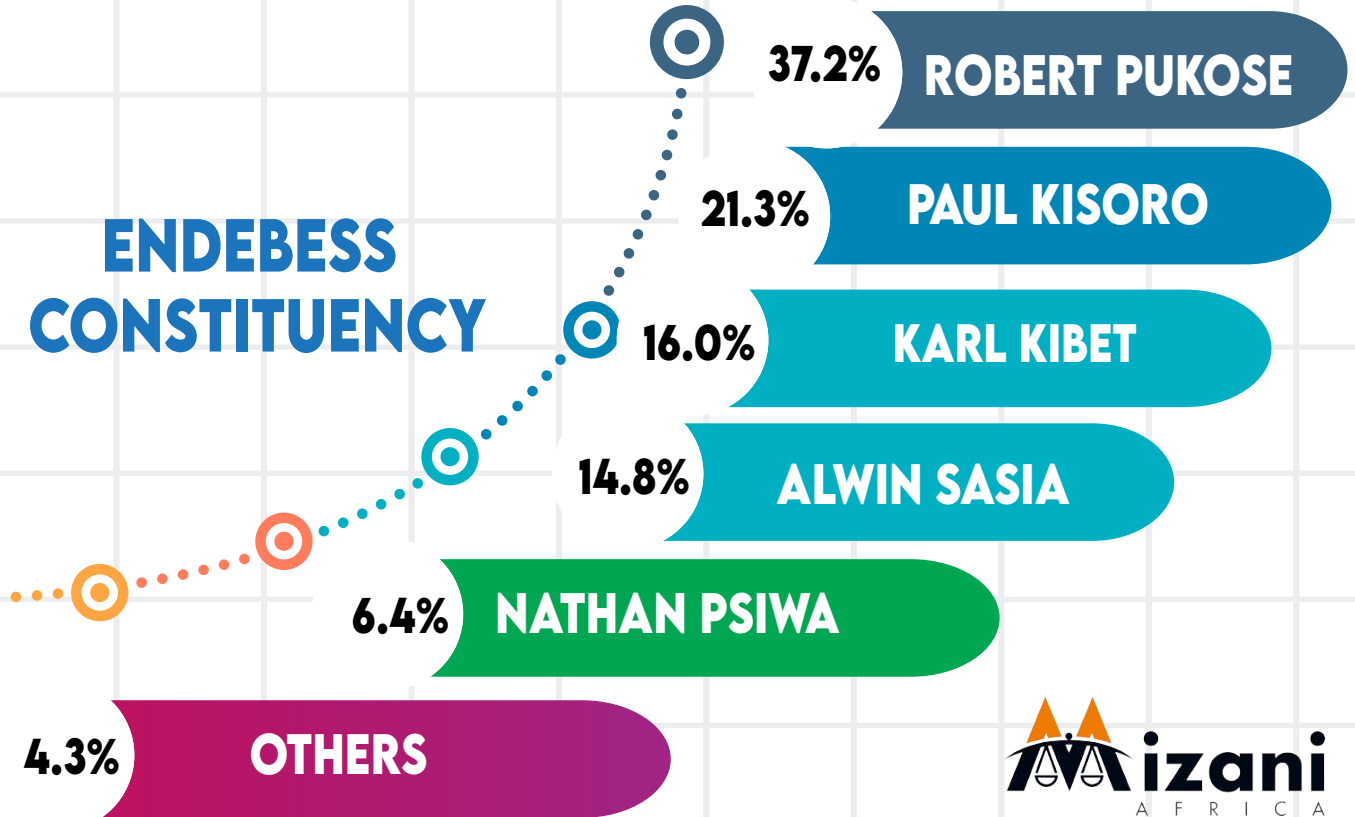
## KWANZA CONSTITUENCY



## PARLIAMENTARIAN RACE

### Comparative Analysis of Possible Aspirants

Voters were asked whom they would vote for as their Member of Parliament if the election were held today.



# PRESIDENTIAL RACE

## Comparative Analysis of Possible Aspirants


Voters were asked whom they would vote for as their President if the election were held today.



WILLIAM RUTO

01

48.9%



RAILA ODINGA

02

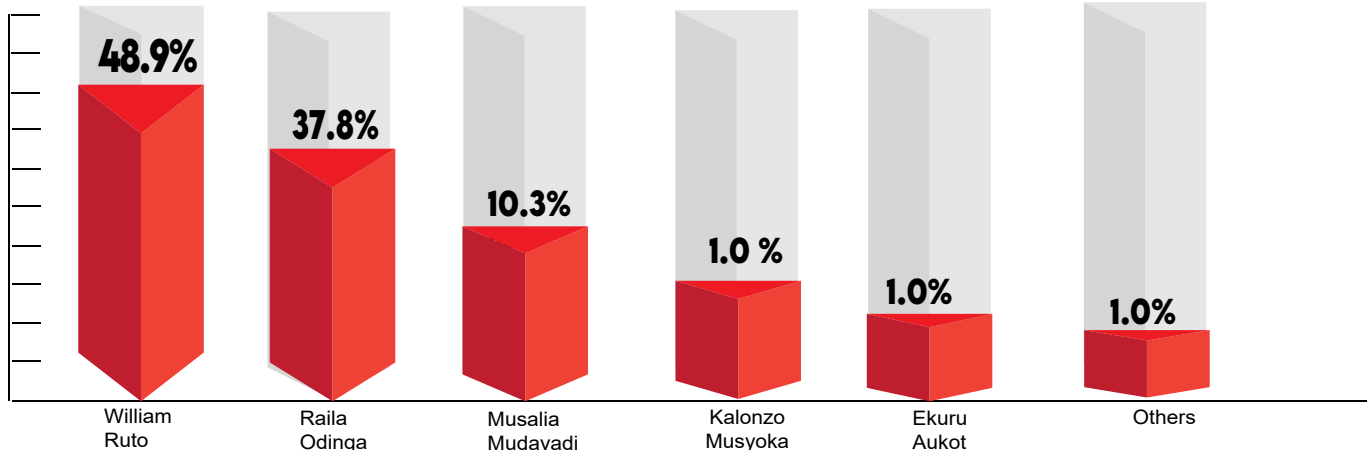
37.8%



MUSALIA MUDAVADI

03

10.3%



# POLITICAL PARTY

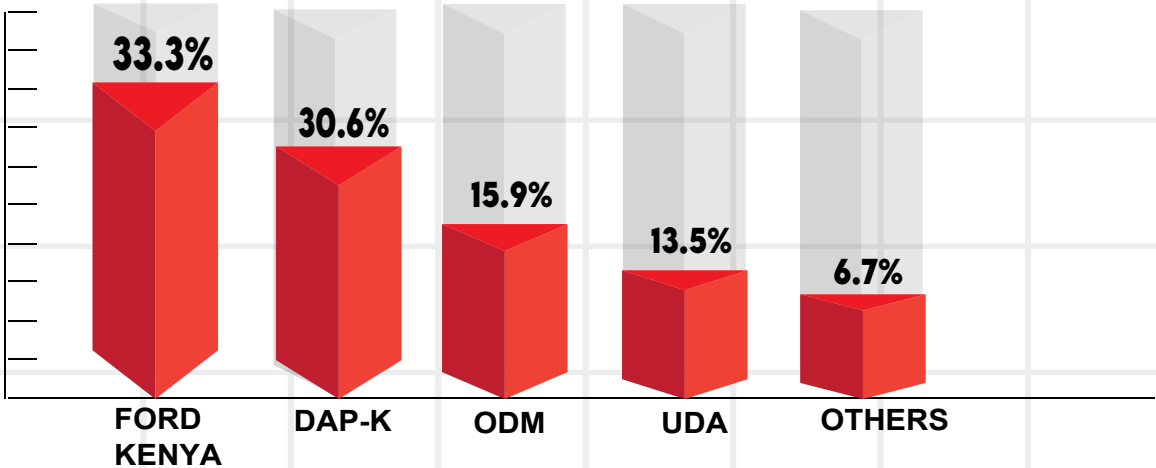
Voters were asked which would be their most Preferred Political Party if the election were held today.



33.3

30.6%

15.9%





# SENATORIAL RACE

## Comparative Analysis of Possible Aspirants

Voters were asked whom they would vote for as their Senator if the election were held today.



ALLAN CHESANG'

01

38.7%



MICHAEL MBITO

02

33.6%



RICHARD CHESEBE

03

11.1%

